

HR1-FC

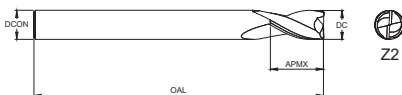
- ▶ Tooling solutions for automobile, general engineering, mining, energy and die & mould industries.
- ▶ High performance tooling for high efficiency & high-speed machining of up to 45 HRC steels.
- ▶ Superior coating and geometry extend tool life allowing maximum production rate and minimal machine downtime.
- ▶ Next-generation HiPIMS technology FerroCon coating results in maximum tool surface hardness and smoothness resulting in increased tool life and maximum productivity.
- ▶ Roughing & finishing machining can be done in mild steel, carbon steels, alloy steels, pre-hardened steels.



P	M	K	N	S	H
●	○	●	○		

● Recommended ○ Good

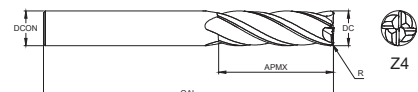
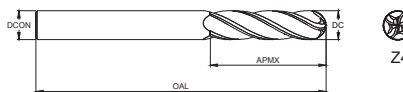
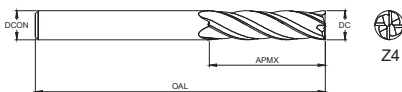
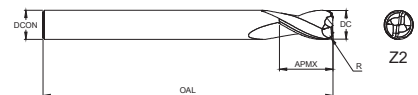
SQUARE END MILL



BALLNOSE END MILL



CORNER RADIUS END MILL



Note: R = RD (CR Radius)

CORNER RADIUS END MILL - Z2



units in mm

CODE	DC	DCON	APMX	OAL	RD (CR RADIUS)
MS-HR1-CR-2-0300-015-00-03-050-RD-FC	3	3	15	50	0.3, 0.5
MS-HR1-CR-2-0300-025-00-03-075-RD-FC	3	3	25	75	0.3, 0.5
MS-HR1-CR-2-0300-040-00-03-100-RD-FC	3	3	40	100	0.3, 0.5
MS-HR1-CR-2-0300-040-00-03-150-RD-FC	3	3	40	150	0.3, 0.5
MS-HR1-CR-2-0400-015-00-04-050-RD-FC	4	4	15	50	0.3, 0.5
MS-HR1-CR-2-0400-025-00-04-075-RD-FC	4	4	25	75	0.3, 0.5
MS-HR1-CR-2-0400-040-00-04-100-RD-FC	4	4	40	100	0.3, 0.5
MS-HR1-CR-2-0400-040-00-04-150-RD-FC	4	4	40	150	0.3, 0.5
MS-HR1-CR-2-0500-015-00-05-050-RD-FC	5	5	15	50	0.5, 1.0
MS-HR1-CR-2-0500-025-00-05-075-RD-FC	5	5	25	75	0.5, 1.0
MS-HR1-CR-2-0500-040-00-05-100-RD-FC	5	5	40	100	0.5, 1.0
MS-HR1-CR-2-0500-060-00-05-150-RD-FC	5	5	60	150	0.5, 1.0
MS-HR1-CR-2-0600-015-00-06-050-RD-FC	6	6	15	50	0.5, 1.0
MS-HR1-CR-2-0600-030-00-06-075-RD-FC	6	6	30	75	0.5, 1.0
MS-HR1-CR-2-0600-040-00-06-100-RD-FC	6	6	40	100	0.5, 1.0
MS-HR1-CR-2-0600-080-00-06-150-RD-FC	6	6	80	150	0.5, 1.0
MS-HR1-CR-2-0800-023-00-08-060-RD-FC	8	8	23	60	0.5, 1.0
MS-HR1-CR-2-0800-030-00-08-075-RD-FC	8	8	30	75	0.5, 1.0
MS-HR1-CR-2-0800-040-00-08-100-RD-FC	8	8	40	100	0.5, 1.0
MS-HR1-CR-2-0800-080-00-08-150-RD-FC	8	8	80	150	0.5, 1.0
MS-HR1-CR-2-1000-030-00-10-075-RD-FC	10	10	30	75	0.5, 1.0
MS-HR1-CR-2-1000-050-00-10-100-RD-FC	10	10	50	100	0.5, 1.0
MS-HR1-CR-2-1000-080-00-10-150-RD-FC	10	10	80	150	0.5, 1.0
MS-HR1-CR-2-1000-100-00-10-200-RD-FC	10	10	100	200	0.5, 1.0
MS-HR1-CR-2-1200-030-00-12-075-RD-FC	12	12	30	75	0.5, 1.0, 2.0
MS-HR1-CR-2-1200-050-00-12-100-RD-FC	12	12	50	100	0.5, 1.0, 2.0
MS-HR1-CR-2-1200-080-00-12-150-RD-FC	12	12	80	150	0.5, 1.0, 2.0
MS-HR1-CR-2-1200-100-00-12-200-RD-FC	12	12	100	200	0.5, 1.0, 2.0
MS-HR1-CR-2-1400-050-00-14-100-RD-FC	14	14	50	100	1.0, 2.0
MS-HR1-CR-2-1400-080-00-14-150-RD-FC	14	14	80	150	1.0, 2.0
MS-HR1-CR-2-1400-100-00-14-200-RD-FC	14	14	100	200	1.0, 2.0
MS-HR1-CR-2-1600-050-00-16-100-RD-FC	16	16	50	100	1.0, 2.0
MS-HR1-CR-2-1600-080-00-16-150-RD-FC	16	16	80	150	1.0, 2.0
MS-HR1-CR-2-1600-100-00-16-200-RD-FC	16	16	100	200	1.0, 2.0
MS-HR1-CR-2-1800-050-00-18-100-RD-FC	18	18	50	100	1.0, 2.0
MS-HR1-CR-2-1800-080-00-18-150-RD-FC	18	18	80	150	1.0, 2.0
MS-HR1-CR-2-1800-100-00-18-200-RD-FC	18	18	100	200	1.0, 2.0
MS-HR1-CR-2-2000-050-00-20-100-RD-FC	20	20	50	100	1.0, 2.0
MS-HR1-CR-2-2000-080-00-20-150-RD-FC	20	20	80	150	1.0, 2.0
MS-HR1-CR-2-2000-100-00-20-200-RD-FC	20	20	100	200	1.0, 2.0